


# HYDROCLEAR

## Strap Fitting Instructions

Always fit straps manufactured and supplied by Dawbarn.


**a** Feed the side straps from the back of the pole and through the sheet cut-out




**b** Open sheet using remote control to fully open position, feeding the front and rear straps through the cut-outs



**c** Using remote control turn the side motor 1.5 turns anti-clockwise to feed the front and rear straps onto the drum



**d** Pull straps tight around the pole and clamp in place



**e** Feed strap through the back plate with studs. Fit 2-hole washer over strap onto plate. Feed strap back over the washer. Fit 2nd 2-hole washer over the strap and bolt into place



**f** Close sheet with remote control

**g** Check sheet seals tightly over front and rear hoods and that straps are tight



**h** Cut off excess side strap webbing and cable tie in place

*For assistance please call 01945 461741*